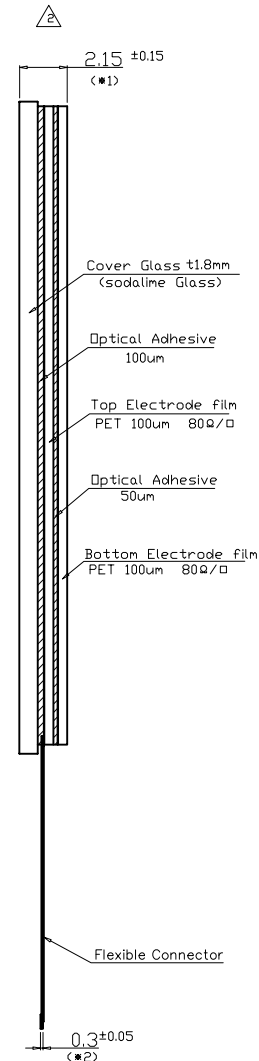
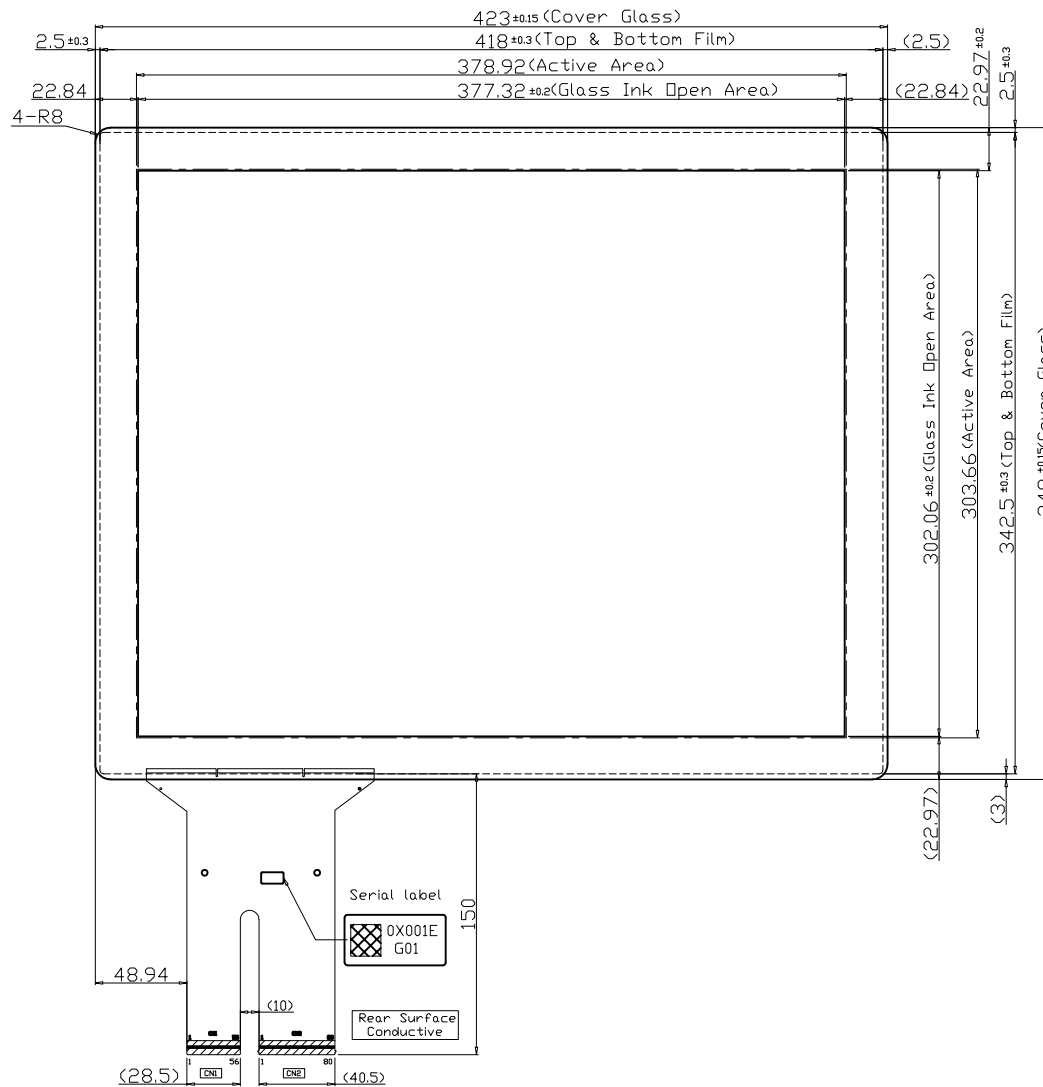
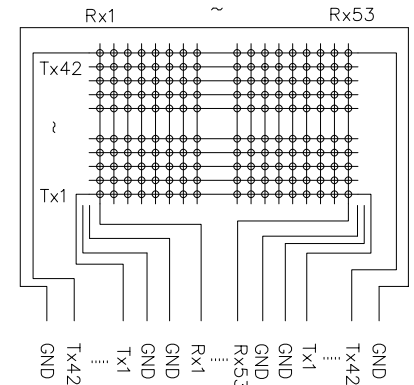


Glass side view



Key Matrix
Glass side view



CN1 Pin Assignment

Rear Surface 0.5mm pitch 50501-056(ACES)

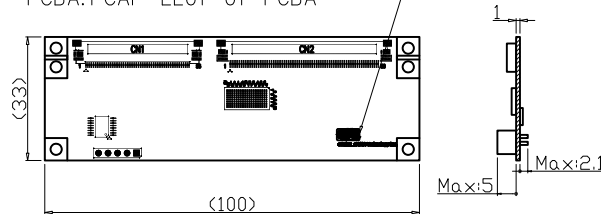
Pin	1	...	12	13	...	55	56
Ch.	NC	...	NC	Shield TX2	TX42	...	TX1

CN2 Pin Assignment

Rear Surface 0.5mm pitch 50520-80(ACES)

Pin	1	2	...	54	55	56	...	80
Ch.	Shield RX1	RX1	...	RX53	Shield RX2	NC	...	NC

PCBA: PCAP-EE01-01-PCBA



(*1), (*2) The cross-section drawing is not correct scale

ISSUE	DATE	REVISIONS
△	03/14	Side view update
△	01/06	Add FW label
3 RD ANGLE PROJECTION		

(* Only internal use for the control code)	
CHECKED:	
CHECKED:	
DRAWN: Dengds	
DESIGNED: Dengds	
GUNZE LIMITED ELECTRONIC Components Division	

DATE: 2017.03.14
TITLE: TOUCH PANEL
MODEL: P190-02M-1D
CONTROL CODE: V3
PART: T/P DRAWING
SCALE: 1/3
DRAWING No.: P190-02MF1D-V3-03