

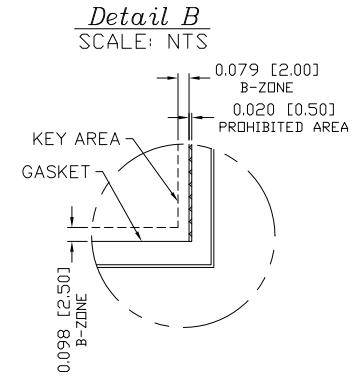
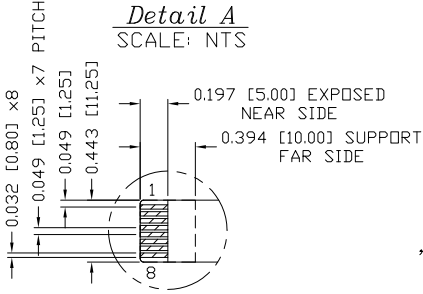
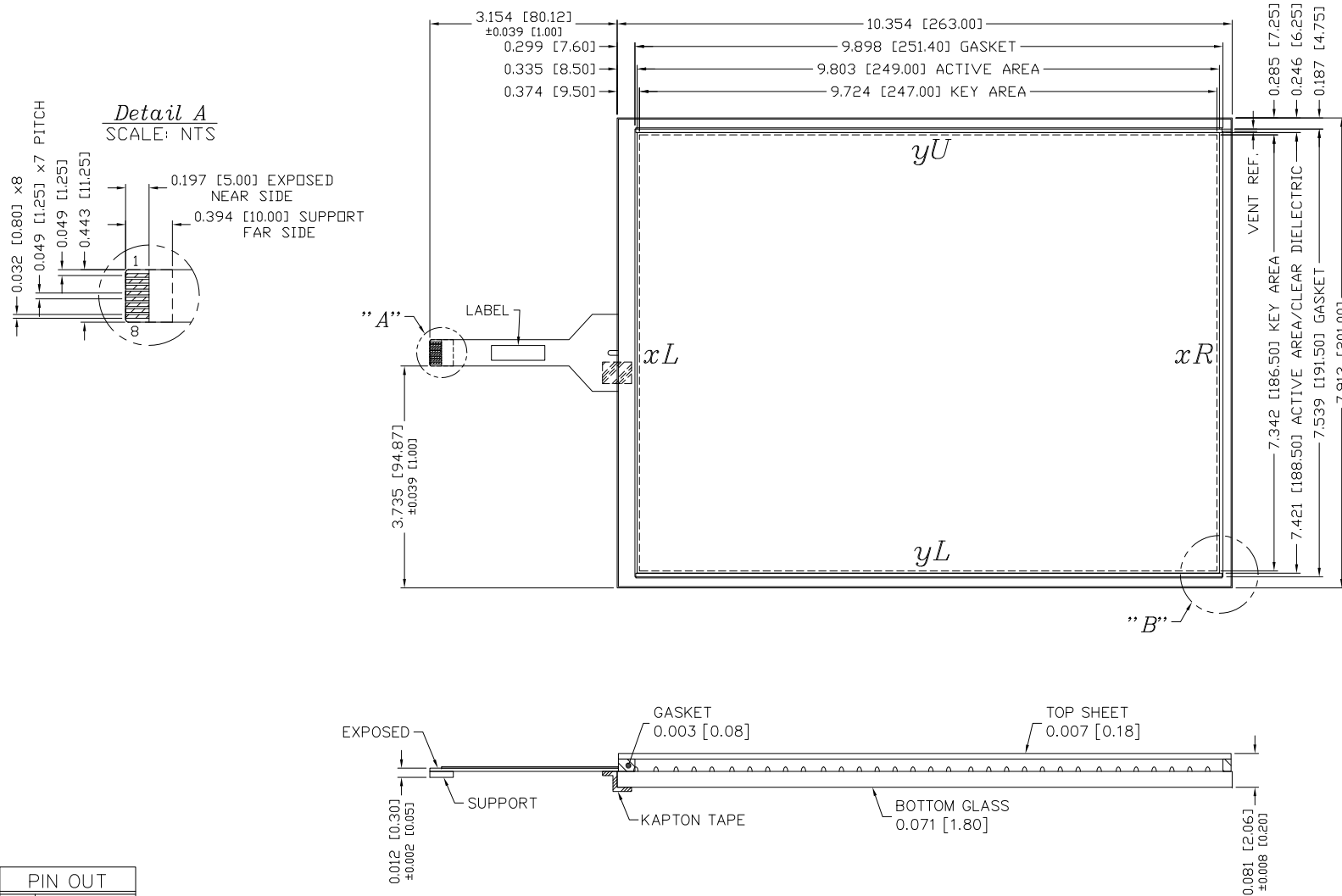
SENSOR SPECIFICATION

LINEARITY	ACTUATION FORCE	OPTICAL PER.
±1.5% AVG 3% MAX. DEV.	0.10 N (10 g) Min., 0.79 N (80 g) Max. STYLUS: R0.8 TIP OR FINGER	79% TRANSPARENCY PER JIS K7361-1

REVISIONS		
REV.	DESCRIPTION	DATE
0	ECO #270701 & #271101: FLEX & GLASS CHANGE.	02/26/18
A		
B		
C		
D		
E		
F		
G		

GENERAL NOTES:

1. TOP FILM OFFSET FROM BOTTOM GLASS 0.020 [0.50]
2. MAX. VOLTAGE & CURRENT: 5 VDC, LESS THEN 1mA AT CONTACT POINT FROM TOP LAYER TO BOTTOM LAYER.
3. OPERATION TEMPERATURE: -10°C TO 60°C
4. OPERATION HUMIDITY: < 40°C 20% to 95% RH NO CONDENSATION.
5. STORAGE TEMPERATURE: -20°C TO 70°C
6. FFC BEND R > 2.0MM NO SHARP CREASE
7. SURFACE HARDNESS: 3H AS PER JIS K 5400
8. COSMETIC INSPECTION: GRADE 3x
9. TERMINAL RESISTANCE:
5YL-8YU = 250-740Ω
3XL-4XR = 250-650Ω



PIN OUT	
1	XR REF.
2	XL REF.
3	XL
4	XR
5	YU
6	YU REF.
7	YL REF.
8	YL

CAD DRAWING	DEC. TOLERANCES: .XXX = ±0.020 [.XX] = ±[0.51]	DESIGNER: VTRINH 12/09/11	GUNZE USA Gunze Electronics USA Corporation 2113 Wells Branch Parkway Austin, Texas 78728
NOTICE	ANGULAR TOL = ±1° FRAC. TOL. X/X = ±1/16	CHKD. LHRUIZ 12/09/11	
THIS DRAWING EMBODIES A PROPRIETARY DESIGN ORIGINATED BY GUNZE ELECTRONICS USA CORPORATION AND SHALL NOT BE DISCLOSED, USED, OR DUPLICATED FOR PROCUREMENT OR MANUFACTURING PURPOSES, UNLESS SPECIFICALLY AUTHORIZED BY GUNZE ELECTRONICS USA CORPORATION. ALL PATENT RIGHTS RELATING HERETO ARE EXPRESSLY RESERVED FOR GUNZE ELECTRONICS USA CORPORATION. This notice shall be marked on any reproduction hereof in whole or part.		DESIGN ENG. LHRUIZ 12/09/11	SENSOR, 12.1D 8-WIRE
DIM CODE: [MILLIMETERS]		VIEW POINT:	PART NO. 100-1702
CUSTOMER PART #:		MATERIAL SPEC.	SCALE: 1:1
		RLSE: 02/26/18	CUSTOMER ID: GUNZE USA
			REVISION: 0