

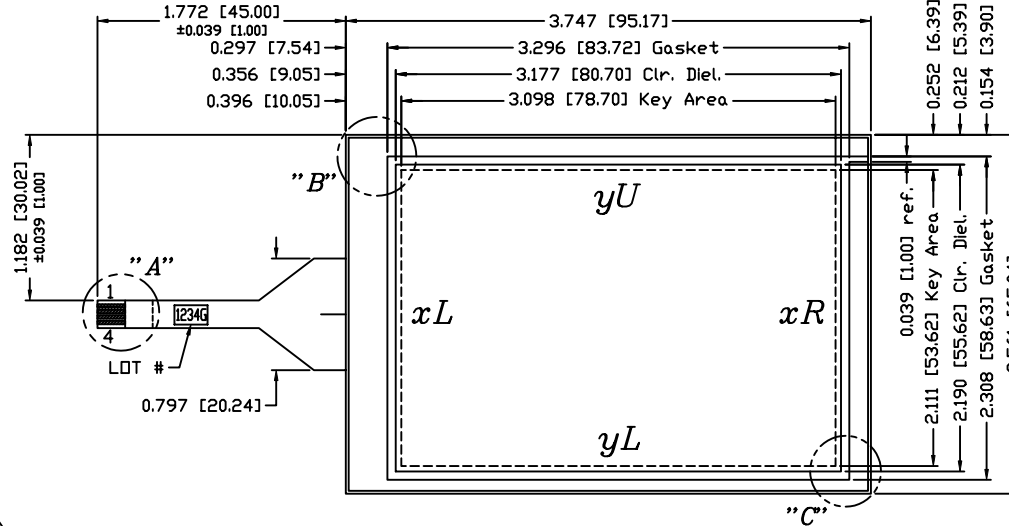
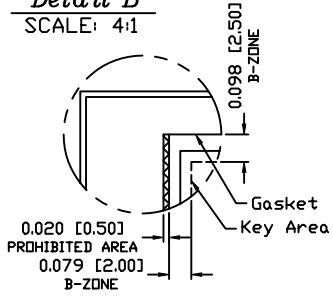
SENSOR SPECIFICATION

LINEARITY	ACTUATION FORCE	OPTICAL PER.
±3.0% AVE	0.10 N (10 g) Min., 0.79 N (80 g) Max. STYLUS: R0.8 TIP, FINGER: R3.0 TIP	79% TRANSPARENCY PER JIS K7361-1

REVISIONS		
REV.	DESCRIPTION	DATE
0	INITIAL RELEASE	12/07/07
1		
2		
3		
4		
5		
6		
7		

Detail B

SCALE: 4:1

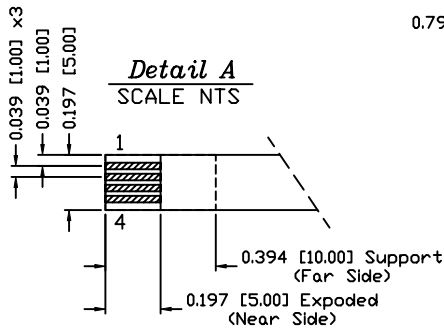


GENERAL NOTES:

1. TOP FILM OFFSET FROM BOTTOM GLASS 0.020 [0.50].
2. MAX. VOLTAGE & CURRENT: 5 VDC, LESS THEN 1mA AT CONTACT POINT FROM TOP LAYER TO BOTTOM LAYER.
3. OPERATION TEMPERATURE: -10° TO 60°C
4. OPERATION HUMIDITY: < 40°C 20% to 95% RH NO CONDENSATION.
5. STORAGE TEMPERATURE: -20°C TO 70°C
6. FFC BEND R > 2.0MM NO SHARP CREASE
7. SURFACE HARDNESS: 3H AS PER JIS K 5400
8. COSMETIC INSPECTION: GRADE 3x
9. TERMINAL RESISTANCE:
YU-YL = 220-610Ω
XR-XL = 270-620Ω

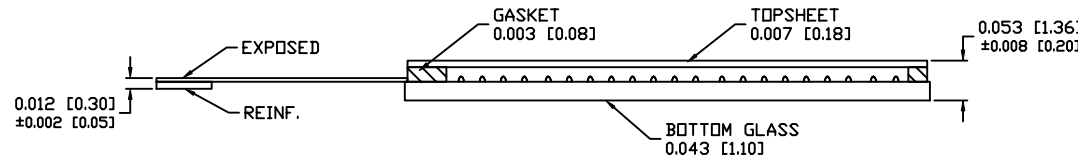
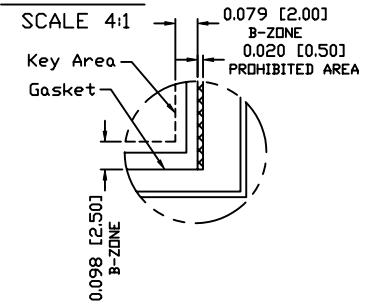
Detail A

SCALE NTS



Detail C

SCALE 4:1



PINOUT	
1	YU
2	XL
3	YL
4	XR

CAD DRAWING NOTICE

THIS DRAWING EMBODIES A PROPRIETARY DESIGN ORIGINATED BY GUNZE ELECTRONICS USA CORPORATION AND SHALL NOT BE DISCLOSED, USED, OR DUPLICATED FOR PROCUREMENT OR MANUFACTURING PURPOSES, UNLESS SPECIFICALLY AUTHORIZED BY GUNZE ELECTRONICS USA CORPORATION. ALL PATENT RIGHTS RELATING HERETO ARE EXPRESSLY RESERVED FOR GUNZE ELECTRONICS USA CORPORATION.

This notice shall be marked on any reproduction hereof in whole or part.

DEC. TOLERANCES:
XXX = ±0.020
[.XX] = ±[0.51]
ANGULAR TOL. = ±1°
FRAG. TOL. XXX = ±1/16

DIM CODE: INCHES
[MILLIMETERS]

CUSTOMER PART #:

MATERIAL SPEC.

DESIGNER: VTRINH 12/07/07
CHKD.

DESIGN ENG. LHRUIZ 12/07/07

VIEW POINT:

FLSE: 12/07/07

Gunze Electronics USA Corporation
2113 Wells Branch Parkway
Austin, Texas 78728

TITLE: **SENSOR, 3.8D 4-WIRE**

PART NO. 100-1380	SCALE: 2 : 1
CUSTOMER ID: GUNZE USA	REVISION: 0