

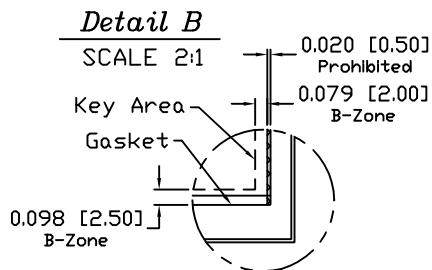
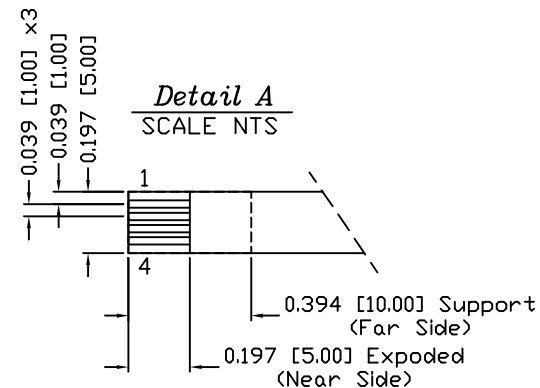
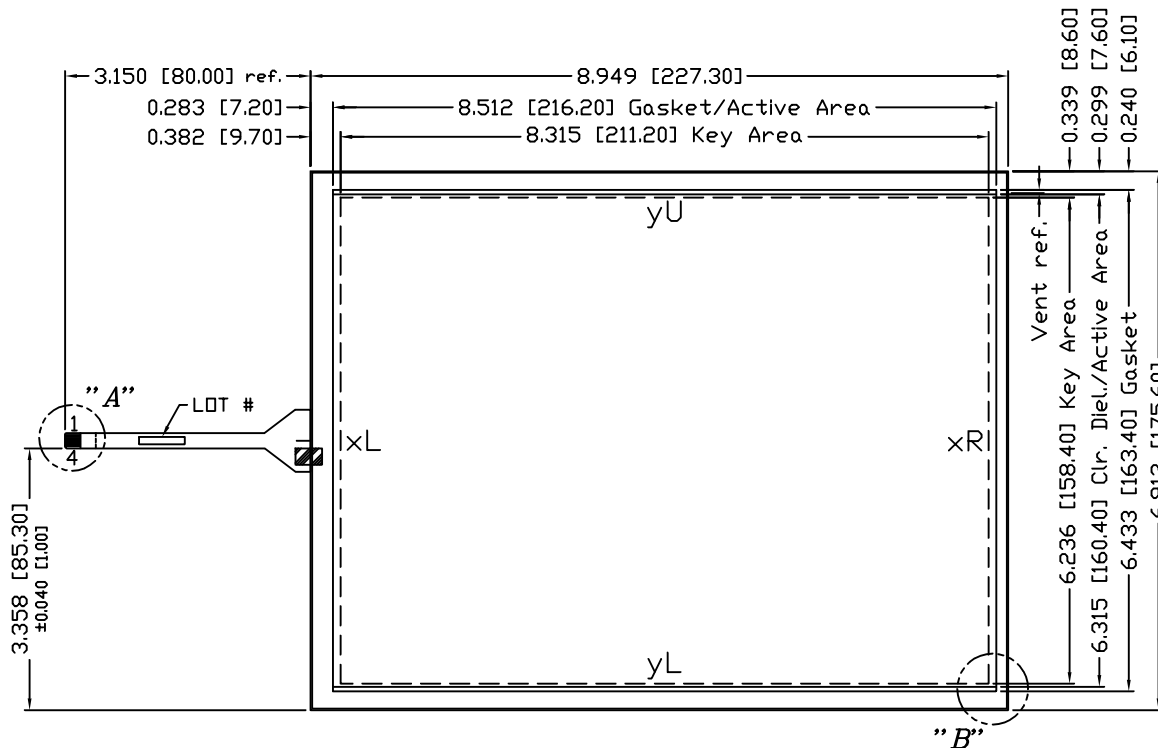
SENSOR SPECIFICATION

LINEARITY	ACTUATION FORCE	OPTICAL PER.
±1.5% AVG 3% MAX. DEV.	0.10 N (10 g) Min., 0.79 N (80 g) Max. STYLUS: R0.8 TIP, FINGER: R3.0 TIP	79% TRANSPARENCY PER JIS K7361-1

REVISIONS		
REV.	DESCRIPTION	DATE
0	INITIAL RELEASE	08/22/07
1		
2		
3		
4		
5		
6		
7		

GENERAL NOTES:

1. TOP FILM OFFSET FROM BOTTOM GLASS 0.020 [0.50].
2. MAX. VOLTAGE & CURRENT: 5 VDC, LESS THEN 1mA AT CONTACT POINT FROM TOP LAYER TO BOTTOM LAYER.
3. OPERATION TEMPERATURE: -10° TO 60°C
4. OPERATION HUMIDITY: < 40°C 20% to 95% RH NO CONDENSATION.
5. STORAGE TEMPERATURE: -20°C TO 70°C
6. FFC BEND R > 2.0MM NO SHARP CREASE
7. SURFACE HARDNESS: 3H AS PER JIS K 5400
8. COSMETIC INSPECTION: GRADE 3x
9. TERMINAL RESISTANCE:
YU-YL = 240-720Ω
XR-XL = 250-640Ω



PINOUT

1	XL
2	YU
3	XR
4	YL

CAD DRAWING	DEC. TOLERANCES: .XXX = ±0.020 [.XX] = ±[0.51]	DESIGNER: VTRINH 08/22/07
NOTICE	ANGULAR TOL = ±1° FRAC. TOL. .XX = ±1/16	CHKD.
THIS DRAWING EMBODIES A PROPRIETARY DESIGN ORIGINATED BY GUNZE ELECTRONICS USA CORPORATION AND SHALL NOT BE DISCLOSED, USED, OR DUPLICATED FOR PROCUREMENT OR MANUFACTURING PURPOSES, UNLESS SPECIFICALLY AUTHORIZED BY GUNZE ELECTRONICS USA CORPORATION. ALL PATENT RIGHTS RELATING HERETO ARE EXPRESSLY RESERVED FOR GUNZE ELECTRONICS USA CORPORATION. This notice shall be marked on any reproduction hereof in whole or part.	DIM CODE: [MILLIMETERS]	DESIGN ENG. LHRUIZ 08/22/07
	CUSTOMER PART #:	VIEW POINT:
	MATERIAL SPEC.	
		RLSE: 08/22/07

GUNZE USA	
Gunze Electronics USA Corporation 2113 Wells Branch Parkway Austin, Texas 78728	
TITLE: G104-01 4WIRE SENSOR, 10.4D 4-WIRE	
PART NO. 100-1190	SCALE 1 : 1
CUSTOMER ID. GUNZE USA	REVISION: 0