

# SENSOR SPECIFICATION

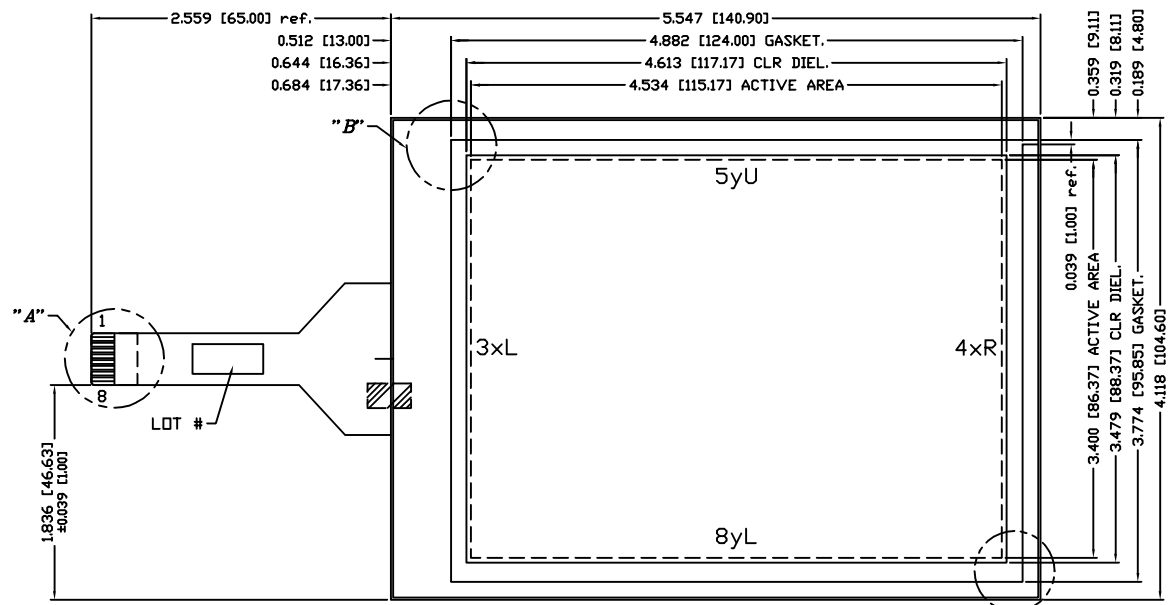
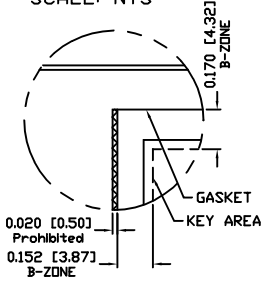
LINEARITY	ACTUATION FORCE	OPTICAL PER.
±1.5% AVG 3% MAX. DEV.	0.10 N (10 g) Min., 0.79 N (80 g) Max. STYLUS: R0.8 TIP, FINGER: R3.0 TIP	78% TRANSPARENCY PER JIS K7361-1

REVISIONS		
REV.	DESCRIPTION	DATE
0	ECD #280901	09/04/08
1		
2		
3		
4		
5		
6		
7		

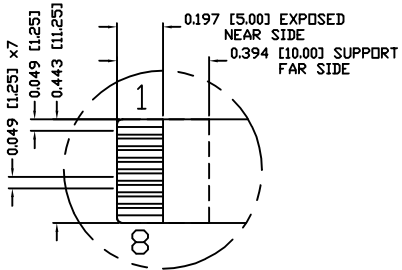
**GENERAL NOTES:**

1. TOP FILM OFFSET FROM BOTTOM GLASS 0.020 [0.50].
2. MAX. VOLTAGE & CURRENT: 5 VDC, LESS THEN 1mA AT CONTACT POINT FROM TOP LAYER TO BOTTOM LAYER.
3. OPERATION TEMPERATURE: -10° TO 60°C
4. OPERATION HUMIDITY: < 40°C 20% TO 95% RH NO CONDENSATION.
5. STORAGE TEMPERATURE: -20°C TO 70°C
6. FFC BEND R > 2.0MM NO SHARP CREASE
7. SURFACE HARDNESS: 3H AS PER JIS K 5400
8. COSMETIC INSPECTION: GRADE 3x
9. TERMINAL RESISTANCE:  
5YU-8YL = 250-700Ω  
3XL-4XR = 240-610Ω

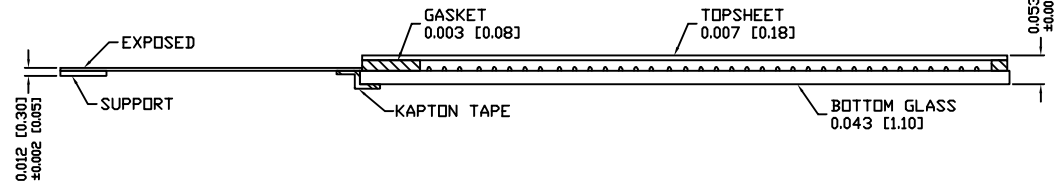
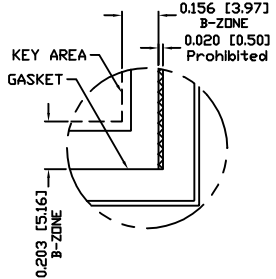
**Detail "B"**  
SCALE: NTS



**Detail "A"**  
SCALE: NTS



**Detail "C"**  
SCALE: NTS



PIN/OUT	
1	XR REF.
2	XL REF.
3	XL
4	XR
5	YU
6	YU REF.
7	YL REF.
8	YL

CAD DRAWING	DEC. TOLERANCES: .XXX = ±0.20 [.XX] = ±[0.51]	DESIGNER: VTRINH 09/04/08	
NOTICE	ANGULAR TOL = ±1° FRAC. TOL. XIX = ±1/16	CHKD:	
THIS DRAWING EMBODIES A PROPRIETARY DESIGN ORIGINATED BY GUNZE ELECTRONICS USA CORPORATION AND SHALL NOT BE DISCLOSED, USED, OR DUPLICATED FOR PROCUREMENT OR MANUFACTURING PURPOSES, UNLESS SPECIFICALLY AUTHORIZED BY GUNZE ELECTRONICS USA CORPORATION. ALL PATENT RIGHTS RELATING HERETO ARE EXPRESSLY RESERVED FOR GUNZE ELECTRONICS USA CORPORATION.  This notice shall be marked on any reproduction hereof in whole or part.	DIM CODE: [INCHES / MILLIMETERS]	DESIGN ENG. LHRUIZ 09/04/08	Gunze Electronics USA Corporation 2113 Wells Branch Parkway Austin, Texas 78728  TITLE: <b>G22-01</b> <b>SENSOR, 5.7D 8-WIRE</b>
	CUSTOMER PART#	VIEW POINT:	PART NO. <b>100-0291</b>
	MATERIAL SPEC.	RLSE: 09/04/08	CUSTOMER ID: <b>GUNZE USA</b>